



Mission EDC

ECONOMIC DEVELOPMENT CORPORATION

ANNUAL BUDGET

FISCAL YEAR

OCTOBER 1, 2011 - SEPTEMBER 30, 2012

MISSION ECONOMIC DEVELOPMENT CORPORATION

ANNUAL BUDGET FOR FISCAL YEAR OCTOBER 1, 2011 - SEPTEMBER 30, 2012

ADOPTED SEPTEMBER 06, 2011

BOARD MEMBERS

Cathy Garcia - President

**Polo DeLeon - Vice President
Ricardo Martinez - Treasurer
S. David Deanda, Jr. - Secretary**

**Jody Tittle- Member
Norberto Salinas - Member
Linda R. Rossborough - Member**

**MISSION ECONOMIC DEVELOPMENT CORPORATION
FISCAL YEAR 2011-2012 BUDGET**

TABLE OF CONTENTS

Resolution	1
Ordinance.....	2

MEDC

MEDC Operation Budget Summary	4
Administration (21-410) Budget.....	5
Development (21-415) Budget	7

DEBT SERVICE

MEDC Debt Service Budget Summary	10
MEDC Debt Service Department (41-410, 411, & 412).....	11

CAPITAL PROJECTS

MEDC Capital Projects Budget Summary	14
--	----

BOND SCHEDULES

MEDC Revenue Bonds Annual Requirements (All issues)	16
MEDC Revenue Bonds Current Requirements (All issues).....	17
MEDC 2010 Sales Tax Revenue Bond Schedule of Requirements	18
MEDC First National Loan Schedule of Requirements	19

SALES TAX DATA

Sales Tax Revenue.....	22
------------------------	----

RESOLUTION NO. 2011-02

A RESOLUTION OF THE MISSION ECONOMIC DEVELOPMENT CORPORATION (MEDC) OF THE CITY OF MISSION, TEXAS MAKING APPROPRIATIONS FOR THE SUPPORT OF THE CORPORATION FOR THE FISCAL YEAR BEGINNING OCTOBER 1, 2011 AND ENDING SEPTEMBER 30, 2012; AND ADOPTING THE ANNUAL BUDGET FOR THE 2011-2012 FISCAL YEAR

WHEREAS, the budget for the fiscal year beginning October 1, 2011 and ending September 30, 2012 was duly filed with the City Secretary and presented to the Mission Economic Development Corporation and a public hearing was caused to be given by the Corporation and said notice was published in the "Progress-Times" and said public hearing was held according to said notice;

NOW, THEREFORE, BE IT RESOLVED BY MISSION ECONOMIC DEVELOPMENT CORPORATION OF THE CITY OF MISSION, TEXAS THAT:

SECTION 1

That the appropriations for the fiscal year beginning October 1, 2011 and ending September 30, 2012 for the support of the corporation be fixed and determined for said terms in accordance with the expenditures shown in the Corporation's fiscal year 2011-2012 budget;


SECTION 2

That the submitted budget is hereby approved in all respects and adopted as the Corporation's budget for the fiscal year beginning October 1, 2011 and ending September 30, 2012 in the amount of \$2,486,066.

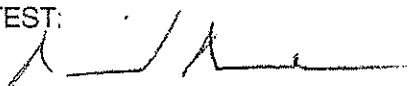
SECTION 3

That there is hereby appropriated the amount shown in said budget necessary to provide for the retirement of the bonded indebtedness of said Corporation in the amount of \$665,198 included within the above stipulated amounts.

PASSED AND APPROVED on this reading this the 6th day of September, 2011.


Cathy Garcia, President

ATTEST:



David Deanda Jr., Secretary

ORDINANCE NO. 3676

AN ORDINANCE OF THE CITY COUNCIL OF THE CITY OF MISSION, TEXAS
ADOPTING APPROPRIATIONS FOR THE SUPPORT OF THE MISSION ECONOMIC
DEVELOPMENT CORPORATION FOR FISCAL YEAR BEGINNING OCTOBER 1,
2011 AND ENDING SEPTEMBER 30, 2012

WHEREAS, the Mission Economic Development Corporation budget for the fiscal year beginning October 1, 2011 and ending September 30, 2012 was duly filed with the City Secretary and presented to the Mission Economic Development Corporation and a public hearing was caused to be given by the Corporation and said notice was published in the "Progress-Times" and said public hearing was held according to said notice;

NOW, THEREFORE, BE IT ORDAINED BY THE CITY COUNCIL OF THE CITY OF MISSION, TEXAS THAT:

SECTION 1

That the appropriations for the fiscal year beginning October 1, 2011 and ending September 30, 2012 for the support of the corporation be fixed and determined of said term in accordance with the expenditures shown in the Corporation's fiscal year 2011/2012 budget, a copy of which is attached hereto and made a part hereof for all purposes.

SECTION 2

That the submitted budget, is hereby approved in all respects and adopted as the Corporation's budget for the fiscal year beginning October 1, 2011 and ending September 30, 2012 in the amount of \$ 2,486,066.

SECTION 3

That there is hereby appropriated the amount shown in said budget necessary to provide for the retirement of the bonded indebtedness of said Corporation in the amount of \$665,198 included within the above stipulated amounts.


PASSED AND APPROVED on this reading, this the 12th day of September, 2011.



Norberto Salinas, Mayor

ATTEST:


Anna Carrillo, City Secretary



MEDC

This fund is the general operating fund for MEDC. It is used to account for all financial resources except those required to be accounted for in another fund.

M E D C

**CITY OF MISSION, TEXAS
MISSION ECONOMIC DEVELOPMENT CORPORATION
BUDGET SUMMARY**

		Adjusted FY 09-2010 Actual	FY 2010-2011 Original Budget	FY 2010-2011 Amended Budget	FY 2010-2011 Estimate	FY 2011-2012 Budget Approved
UNRESERVED, UNDESIGNATED						
FUND BALANCE		\$ 2,346,449	\$ 1,442,098	\$ 1,924,264	\$ 1,924,264	\$ 2,697,148
<u>Estimated Revenues</u>						
Sales Tax	21-300-30000	3,271,555	3,175,000	3,175,000	3,387,500	3,437,625
Application Fees-ID Bonds	21-300-34188	-	-	-	-	-
Annual Filing Fees-ID Bonds	21-300-34189	105,885	70,000	70,000	162,000	70,000
Interest on Investments	21-300-36050	4,896	3,000	3,000	2,500	2,500
Interest on Demand Dep.	21-300-36100	355	250	250	1,500	1,500
Miscellaneous Income	21-300-36000	-	-	-	-	-
Total Projected Revenues		3,382,691	3,248,250	3,248,250	3,553,500	3,511,625
TOTAL AVAILABLE RESOURCES		<u>\$ 5,729,140</u>	<u>\$ 4,690,348</u>	<u>\$ 5,172,514</u>	<u>\$ 5,477,764</u>	<u>\$ 6,208,773</u>
APPROPRIATIONS:						
<u>Operating Expenses:</u>						
Administration	21-410	\$ 3,113,940	\$ 3,274,000	\$ 2,857,000	\$ 2,027,891	\$ 894,368
Development	21-415	-	-	417,000	63,582	926,500
Total Operating Expenses		<u>3,113,940</u>	<u>3,274,000</u>	<u>3,274,000</u>	<u>2,091,473</u>	<u>1,820,868</u>
<u>Operating Transfers-Out:</u>						
Debt Service	21-499-84741	<u>690,936</u>	<u>689,143</u>	<u>689,143</u>	<u>689,143</u>	<u>665,198</u>
Total Operating Transfers-Out		<u>690,936</u>	<u>689,143</u>	<u>689,143</u>	<u>689,143</u>	<u>665,198</u>
TOTAL APPROPRIATIONS		<u>3,804,876</u>	<u>3,963,143</u>	<u>3,963,143</u>	<u>2,780,616</u>	<u>2,486,066</u>
UNRESERVED, UNDESIGNATED						
FUND BALANCE		<u>\$ 1,924,264</u>	<u>\$ 727,205</u>	<u>\$ 1,209,371</u>	<u>\$ 2,697,148</u>	<u>\$ 3,722,707</u>

**CITY OF MISSION, TEXAS
BUDGET
FISCAL YEAR 2011-2012**

Fund No.:	MEDC
Function:	ECONOMIC DEVELOPMENT
Department:	ADMINISTRATION (21-410)

Account Description	Account Object	Adjusted FY 09-2010 Actual	FY 2010-2011 Original Budget	FY 2010-2011 Amended Budget	FY 2010-2011 Estimate	FY 2011-2012 Budget Approved
EMPLOYEE SALARIES AND WAGES:	14000					
Salaries of Department Heads and Foreman	14020	-	-	-	-	130,000
Salaries of Employees	14030	-	-	-	-	177,484
Overtime	14040	-	-	-	-	-
SUBTOTAL		-	-	-	-	307,484
EMPLOYEE BENEFITS:	24000					
Social Security Tax	24060	-	-	-	-	24,288
Health Insurance	24070	-	-	-	-	25,290
Disability Insurance	24075	-	-	-	-	1,636
Employee Retirement	24080	-	-	-	-	28,220
Auto Allowance	24090	-	-	-	-	10,000
Unemployment Compensation Insurance	24100	-	-	-	-	1,250
Worker's Compensation Insurance	24110	-	-	-	-	1,900
SUBTOTAL		-	-	-	-	92,584
PROFESSIONAL & TECHNICAL SERVICES:	34000					
Auditing & Accounting Services	34400	-	-	10,000	10,000	10,000
Management Consulting Services	34410	-	-	50,000	35,000	42,000
Administrative Services	34415	-	-	200,000	135,000	-
Legal Services	34430	-	-	75,000	75,000	75,000
Other Professional Services	34499	162,990	155,000	155,000	85,000	110,000
SUBTOTAL		162,990	155,000	490,000	340,000	237,000
PURCHASED PROPERTY SERVICES:	44000					
Electricity	44570	-	-	-	-	12,000
Repairs & Maintenance Supplies						
Machinery and Equipment	44640	-	-	-	-	-
Rental of Land and Building	44650	-	-	10,500	9,500	10,500
Rental of Machinery and Equipment	44660	-	-	1,200	-	5,000
SUBTOTAL		-	-	11,700	9,500	27,500
OTHER PURCHASED SERVICES:	50000					
Telephone	54470	-	-	5,000	5,000	8,000
Postage	54490	-	-	300	300	300
Travel and Training	54500	-	5,000	47,000	47,000	50,000
MEDA Operating	56340	900,000	950,000	446,000	395,833	-
MEDA Incentives	56341	811,305	1,100,000	800,000	178,858	-
Texas Citrus Fiesta	56345	135,000	50,000	50,000	50,000	-
City of Mission	56360	1,000,000	750,000	750,000	750,000	-
City of Mission-Golf Course	56361	100,000	100,000	100,000	100,000	-
NABA	56362	-	100,000	100,000	100,000	-

**CITY OF MISSION, TEXAS
BUDGET
FISCAL YEAR 2011-2012**

Fund No.:	MEDC
Function:	ECONOMIC DEVELOPMENT
Department:	ADMINISTRATION (21-410)

Account Description	Account Object	Adjusted FY 09-2010 Actual	FY 2010-2011 Original Budget	FY 2010-2011 Amended Budget	FY 2010-2011 Estimate	FY 2011-2012 Budget Approved
SUBTOTAL		2,946,305	3,055,000	2,298,300	1,626,991	58,300
SUPPLIES:	60000					
Office Equipment	64120	-	-	5,000	3,000	2,500
Office Supplies	64140	-	-	2,000	2,500	2,000
Food, Ice, and Bottled Water	64250	554	1,500	2,500	3,000	4,000
Administrative and Miscellaneous	65240	591	2,500	2,500	2,500	-
SUBTOTAL		1,145	4,000	12,000	11,000	8,500
CAPITAL OUTLAY	70000					
Machinery and Equipment	74950	-	-	20,000	20,000	7,000
SUBTOTAL		-	-	20,000	20,000	7,000
MISCELLANEOUS:						
Dues & Memberships	94700	-	-	4,000	2,000	10,000
Depository Charges	94715	-	-	1,000	1,000	1,000
Community Promotions	56060	3,500	20,000	20,000	17,000	40,000
Contingency	56999	-	40,000	-	-	100,000
Other	94899	-	-	-	400	5,000
SUBTOTAL		3,500	60,000	25,000	20,400	156,000
TOTALS		\$ 3,113,940	\$ 3,274,000	\$ 2,857,000	\$ 2,027,891	\$ 894,368

**CITY OF MISSION, TEXAS
BUDGET
FISCAL YEAR 2011-2012**

Fund No.: MEDC
Function: ECONOMIC DEVELOPMENT
Department: DEVELOPMENT (21-415)

Account Description	Account Object	Adjusted FY 09-2010 Actual	FY 2010-2011 Original Budget	FY 2010-2011 Amended Budget	FY 2010-2011 Estimate	FY 2011-2012 Budget Approved
PROFESSIONAL & TECHNICAL SERVICES:	30000					
Management Consulting Services	34410	-	-	-	-	-
Legal Services	34430	-	-	-	-	-
SUBTOTAL		-	-	-	-	-
PURCHASED PROPERTY SERVICES:	44000					
Repairs & Maintenance Services						
Land and Right-of-ways Maintenance	44627	-	-	9,000	9,000	9,000
SUBTOTAL		-	-	9,000	9,000	9,000
OTHER PURCHASED SERVICES:	50000					
Postage	54490	-	-	-	-	-
Travel and Training	54500	-	-	30,000	15,000	45,000
Advertising and marketing	54510	-	-	36,000	-	135,000
SUBTOTAL		-	-	66,000	15,000	180,000
SUPPLIES:	60000					
Food, Ice, and Bottled Water	64250	-	-	2,000	-	10,000
SUBTOTAL		-	-	2,000	-	10,000
MISCELLANEOUS:	90000					
Incentive Programs	94600	-	-	300,000	-	-
Dues & Memberships	94700	-	-	40,000	39,582	67,500
Taxes	94720	-	-	-	-	-
Other	94899	-	-	-	-	-
Texas Citrus Fiesta	95110	-	-	-	-	60,000
City of Mission projects	95115	-	-	-	-	500,000
City of Mission Golf Course project	95120	-	-	-	-	100,000
SUBTOTAL		-	-	340,000	39,582	727,500
TOTALS		\$ -	\$ -	\$ 417,000	\$ 63,582	\$ 926,500



This page left blank intentionally.

DEBT SERVICE

The Debt Service Fund is used to account for the accumulation of resources for, and the payment of, general long-term debt principal, interest, and related costs.

**CITY OF MISSION, TEXAS
MEDC DEBT SERVICE FUND
BUDGET SUMMARY**

	Adjusted FY 09-2010 Actual	FY 2010-2011 Original Budget	FY 2010-2011 Amended Budget	FY 2010-2011 Estimate	FY 2011-2012 Budget Approved
UNRESEVED, UNDESIGNATED FUND BALANCE	\$ 595,664	\$ 601,164	\$ 596,984	\$ 596,984	\$ 763,767
<u>Estimated Revenues:</u>					
Bond Proceeds 41-300-30000	-	-	4,380,000	4,380,000	-
Interest on Investments 41-300-36050	1,187	5,000	5,000	750	750
Interest on Demand Dep. 41-300-36100	132	500	500	1,000	1,000
Total Projected Revenues	1,319	5,500	4,385,500	4,381,750	1,750
Operating Transfers from MEDC 41-399-39721	690,936	689,143	689,143	689,143	665,198
Capital - Transfers from MEDC 41-399-39751	-	-	136,344	136,344	-
Total Estimated Revenues and Transfers In	692,255	694,643	5,210,987	5,207,237	666,948
TOTAL AVAILABLE RESOURCES	\$ 1,287,919	\$ 1,295,807	\$ 5,807,971	\$ 5,804,221	\$ 1,430,715
<u>APPROPRIATIONS:</u>					
Operating Expenses:					
1995 Issue 41-410	\$ 118,330	\$ 114,460	\$ 895,060	\$ 868,820	\$ -
1999 Issue 41-411	354,086	356,164	3,776,664	3,690,274	-
2009 Loan 41-412	218,519	218,520	219,020	218,969	220,520
2010 Refunding Bond 41-413	-	-	261,391	262,391	446,679
Total Appropriations	690,935	689,144	5,152,135	5,040,454	667,199
UNRESEVED, UNDESIGNATED FUND BALANCE	\$ 596,984	\$ 606,663	\$ 655,836	\$ 763,767	\$ 763,516

**CITY OF MISSION, TEXAS
BUDGET
FISCAL YEAR 2011-2012**

Fund No.:	MEDC-DEBT SERVICE
Function:	ECONOMIC DEVELOPMENT
Department:	BONDS

Account Description	Account Object	Adjusted FY 09-2010 Actual	FY 2010-2011 Original Budget	FY 2010-2011 Amended Budget	FY 2010-2011 Estimate	FY 2011-2012 Budget Approved
1995 ISSUE (410)						
Interest-1995 MEDA Project	56420	57,330	53,460	53,460	27,720	-
Principal -1995 MEDA Project	56672	60,000	60,000	840,000	840,000	-
Fiscal Agent Fees	56630	1,000	1,000	1,000	500	-
Depository Charge	94715	-	-	600	600	-
SUBTOTAL		118,330	114,460	895,060	868,820	-
1999 ISSUE (411)						
Interest-1999 Series	56421	178,086	170,164	170,164	84,974	-
Principal-1999 Series	56623	175,000	185,000	3,605,000	3,605,000	-
Fiscal Agent Fees	56630	1,000	1,000	1,000	-	-
Depository Charge	94715	-	-	500	300	-
SUBTOTAL		354,086	356,164	3,776,664	3,690,274	-
2009 LOAN (412)						
Interest-2009 Loan	56421	109,702	113,632	113,632	113,606	109,405
Principal-2009 Loan	56623	108,817	104,888	104,888	104,913	109,115
Fiscal Agent Fees	56630	-	-	-	-	1,000
Depository Charge	94715	-	-	500	450	1,000
SUBTOTAL		218,519	218,520	219,020	218,969	220,520
2010 REFUNDING BOND (413)						
Interest-2009 Loan	84810	-	-	103,662	103,662	159,679
Principal-2009 Loan	84790	-	-	90,000	90,000	285,000
Fiscal Agent Fees	84840	-	-	-	1,000	1,000
Depository Charges	94715	-	-	-	-	1,000
Issuance Cost	56651	-	-	67,729	67,729	-
SUBTOTAL		-	-	261,391	262,391	446,679
TOTALS		\$ 690,935	\$ 689,144	\$ 5,152,135	\$ 5,040,454	\$ 667,199



This page left blank intentionally.

CAPITAL PROJECTS

The Capital Projects Fund is used to account for the acquisition of fixed assets or the construction of capital facilities.

**CITY OF MISSION, TEXAS
MEDC CAPITAL PROJECTS FUND
BUDGET SUMMARY**

		Adjusted FY 09-2010 Actual	FY 2010-2011 Original Budget	FY 2010-2011 Amended Budget	FY 2010-2011 Estimate	FY 2011-2012 Budget Approved
UNRESEVED, UNDESIGNATED						
FUND BALANCE						
		\$ 2,811,069	\$ 188,348	\$ 225,293	\$ 225,293	\$ -
<u>ESTIMATED REVENUES:</u>						
Interest on Investments	51-300-36050	3,208	-	-	143	-
Interest on Demand Dep.	51-300-36100	64	-	-	57	-
Total Interest		<u>3,272</u>	<u>-</u>	<u>-</u>	<u>200</u>	<u>-</u>
Other Financing Resources						
Loan Proceeds	51-300-39905	-	-	-	-	-
Transfers In-MEDC General Fund	51-300-39921	-	-	-	-	-
Total Other Financing Resources		-	-	-	-	-
TOTAL AVAILABLE RESOURCES		<u>\$ 2,814,341</u>	<u>\$ 188,348</u>	<u>\$ 225,293</u>	<u>\$ 225,493</u>	<u>\$ -</u>
<u>APPROPRIATIONS:</u>						
Capital Projects						
Golf Course Improvement Project	51-410	\$ 2,589,048	\$ -	\$ 215,194	\$ 89,149	\$ -
Transfers Out to Debt		<u>-</u>	<u>-</u>	<u>-</u>	<u>136,344</u>	<u>-</u>
Total Appropriations		<u>2,589,048</u>	<u>-</u>	<u>215,194</u>	<u>225,493</u>	<u>-</u>
UNRESEVED, UNDESIGNATED						
FUND BALANCE						
		<u>\$ 225,293</u>	<u>\$ 188,348</u>	<u>\$ 10,099</u>	<u>\$ -</u>	<u>\$ -</u>

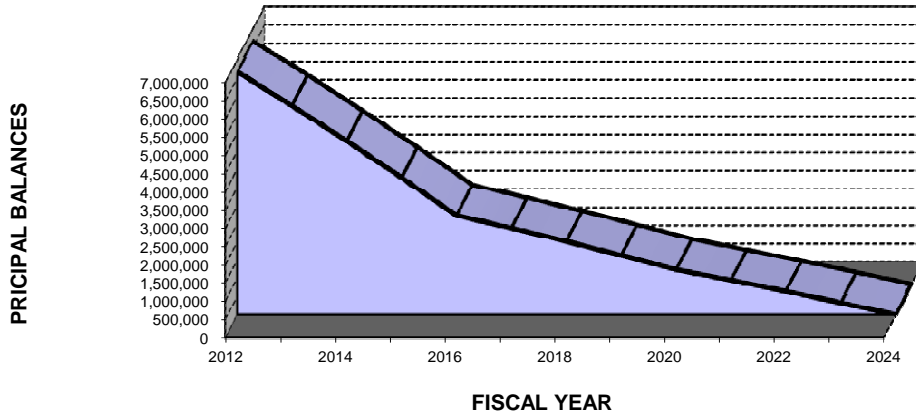
BOND SCHEDULES

M E D C

**CITY OF MISSION, TEXAS
MISSION ECONOMIC DEVELOPMENT CORP. DEBT
ANNUAL DEBT SERVICE REQUIREMENTS
ALL ISSUES**

YEAR	PRINCIPAL	INTEREST	ESTIMATED FEES	TOTAL	PRINCIPAL BALANCE
					7,075,974.18
2012	394,114.38	269,083.33	2,000.00	665,197.71	6,681,859.80
2013	932,834.53	248,129.27	2,000.00	1,182,963.80	5,749,025.27
2014	973,105.21	211,019.84	2,000.00	1,186,125.05	4,775,920.06
2015	1,009,385.01	172,420.04	2,000.00	1,183,805.05	3,766,535.05
2016	1,036,535.05	132,423.64	2,000.00	1,170,958.69	2,730,000.00
2017	350,000.00	98,367.50	1,000.00	449,367.50	2,380,000.00
2018	365,000.00	84,603.75	1,000.00	450,603.75	2,015,000.00
2019	380,000.00	70,262.50	1,000.00	451,262.50	1,635,000.00
2020	395,000.00	55,343.75	1,000.00	451,343.75	1,240,000.00
2021	295,000.00	42,061.25	1,000.00	338,061.25	945,000.00
2022	305,000.00	30,511.25	1,000.00	336,511.25	640,000.00
2023	315,000.00	18,576.25	1,000.00	334,576.25	325,000.00
2024	325,000.00	6,256.25	1,000.00	332,256.25	-
	<u>\$ 7,075,974.18</u>	<u>\$ 1,439,058.62</u>	<u>\$ 18,000.00</u>	<u>\$ 8,533,032.80</u>	

**OUTSTANDING REVENUE BONDS
As of 10/01/11 to Year 2024**



**CITY OF MISSION, TEXAS
MEDC DEBT
CURRENT DEBT SERVICE REQUIREMENTS
ALL ISSUES**

ISSUE	OUTSTANDING 10/01/2011	PRINCIPAL	INTEREST	ESTIMATED FEES	TOTAL
Sales Tax Refunding Bonds 2010	4,290,000.00	285,000.00	159,678.75	1,000.00	445,678.75
2009 FNB Loan	<u>2,785,974.18</u>	<u>109,114.38</u>	<u>109,404.58</u>	<u>1,000.00</u>	<u>219,518.96</u>
	<u>\$ 7,075,974.18</u>	<u>\$ 394,114.38</u>	<u>\$ 269,083.33</u>	<u>\$ 2,000.00</u>	<u>\$ 665,197.71</u>

**CITY OF MISSION, TEXAS
MISSION ECONOMIC DEVELOPMENT CORPORATION
SALES TAX REVENUE REFUNDING BONDS, SERIES 2010
SCHEDULE OF REQUIREMENTS**

Maturity	Principal	Interest	Estimated Fees	Total
02/15/2012	285,000.00	82,582.50	1,000.00	368,582.50
08/15/2012		77,096.25		77,096.25
02/15/2013	300,000.00	77,096.25	1,000.00	378,096.25
08/15/2013		71,321.25		71,321.25
02/15/2014	315,000.00	71,321.25	1,000.00	387,321.25
08/15/2014		65,257.50		65,257.50
02/15/2015	325,000.00	65,257.50	1,000.00	391,257.50
08/15/2015		59,001.25		59,001.25
02/15/2016	335,000.00	59,001.25	1,000.00	395,001.25
08/15/2016		52,552.50		52,552.50
02/15/2017	350,000.00	52,552.50	1,000.00	403,552.50
08/15/2017		45,815.00		45,815.00
02/15/2018	365,000.00	45,815.00	1,000.00	411,815.00
08/15/2018		38,788.75		38,788.75
02/15/2019	380,000.00	38,788.75	1,000.00	419,788.75
08/15/2019		31,473.75		31,473.75
02/15/2020	395,000.00	31,473.75	1,000.00	427,473.75
08/15/2020		23,870.00		23,870.00
02/15/2021	295,000.00	23,870.00	1,000.00	319,870.00
08/15/2021		18,191.25		18,191.25
02/15/2022	305,000.00	18,191.25	1,000.00	324,191.25
08/15/2022		12,320.00		12,320.00
02/15/2023	315,000.00	12,320.00	1,000.00	328,320.00
08/15/2023		6,256.25		6,256.25
02/15/2024	325,000.00	6,256.25	1,000.00	332,256.25
	<u>\$ 4,290,000.00</u>	<u>\$ 1,086,470.00</u>	<u>\$ 13,000.00</u>	<u>\$ 5,389,470.00</u>

Issue Amount	\$ 4,380,000.00	Average Life	7.06
Date of Issue	12/30/10	Average Coupon	3.850000%
Payee	BB&T Government Capital	TIC (Arbitrage TIC)	3.85057695%

**CITY OF MISSION, TEXAS
MISSION ECONOMIC DEVELOPMENT CORPORATION
FIRST NATIONAL LOAN - GOLF COURSE IMPROVEMENTS
SCHEDULE OF REQUIREMENTS**

MATURITY	PRINCIPAL	INTEREST	ESTIMATED FEES	TOTAL
02/15/2012	53,725.73	55,533.75	1,000.00	110,259.48
08/15/2012	55,388.65	53,870.83		109,259.48
02/15/2013	312,914.41	53,358.74	1,000.00	367,273.15
08/15/2013	319,920.12	46,353.03		366,273.15
02/15/2014	325,528.91	40,744.24	1,000.00	367,273.15
08/15/2014	332,576.30	33,696.85		366,273.15
02/15/2015	338,647.14	27,626.01	1,000.00	367,273.15
08/15/2015	345,737.87	20,535.28		366,273.15
02/15/2016	352,289.22	13,983.93	1,000.00	367,273.15
08/15/2016	349,245.83	6,885.96		356,131.79
	<u>\$ 2,785,974.18</u>	<u>\$ 352,588.62</u>	<u>\$ 5,000.00</u>	<u>\$ 3,143,562.80</u>

Issue Amount	\$ 3,000,000.00	Average Life	7 years
Date of Issue	September 1, 2009	Net Interest Cost	3.900000%
Payee	First National Bank		

Balloon payment on 1/08/2013 or refinance for an additional 4 years.



This page left blank intentionally.

SALES TAX DATA

M E D C

CITY OF MISSION Sales Tax Revenue

Fiscal Year	MEDC	City-General Fund	Total Sales Tax
2003	\$ 1,885,206	\$ 5,655,619	\$ 7,540,825
2004	\$ 2,002,189	\$ 6,006,568	\$ 8,008,757
2005	\$ 2,262,522	\$ 6,787,566	\$ 9,050,088
2006	\$ 2,653,672	\$ 7,961,019	\$ 10,614,691
2007	\$ 2,953,115	\$ 8,859,345	\$ 11,812,460
2008	\$ 3,261,526	\$ 9,784,577	\$ 13,046,103
2009	\$ 3,184,243	\$ 9,552,728	\$ 12,736,971
2010	\$ 3,271,555	\$ 9,814,665	\$ 13,086,220
2011*	\$ 3,387,500	\$ 10,162,500	\$ 13,550,000
2012*	\$ 3,437,625	\$ 10,312,875	\$ 13,750,500

